

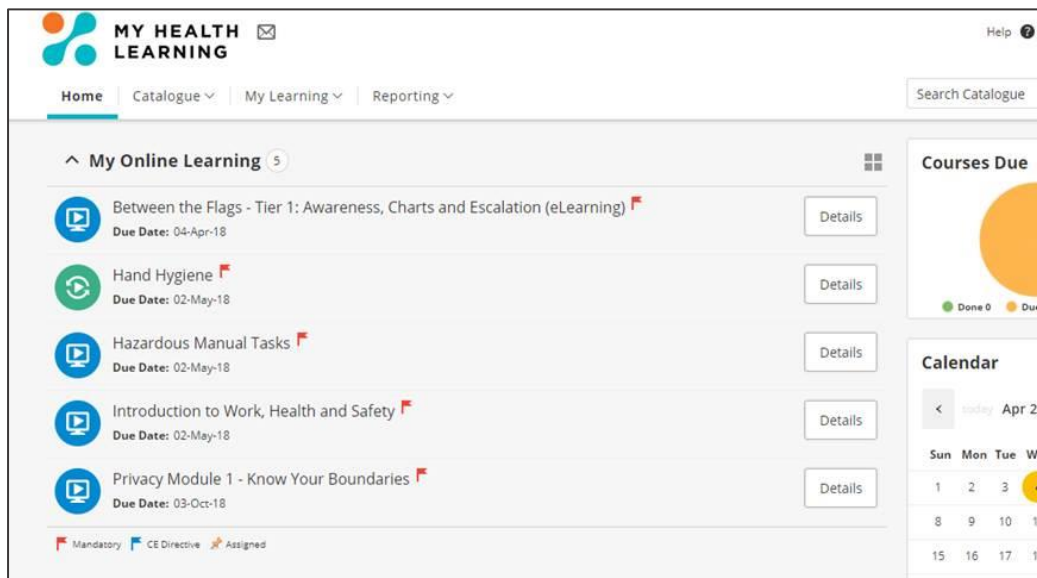
How to find the 'Overview of the eMR for Nursing and Midwifery Students' eLearning module in My Health Learning and how to print your certificate (if required)

Please note: ONLY Nursing and Midwifery Students have access to this module

For further assistance, please email the HETI Clinical Placements Team on EHNSW-NSWHealthstudentonlineaccounts@health.nsw.gov.au

Finding the module

1. Log into My Health Learning (<http://myhealthlearning.health.nsw.gov.au>)
2. When you first login, you will land on this screen and see 5 modules. (If you are a NSW Health employee, you may have access to other modules as well).

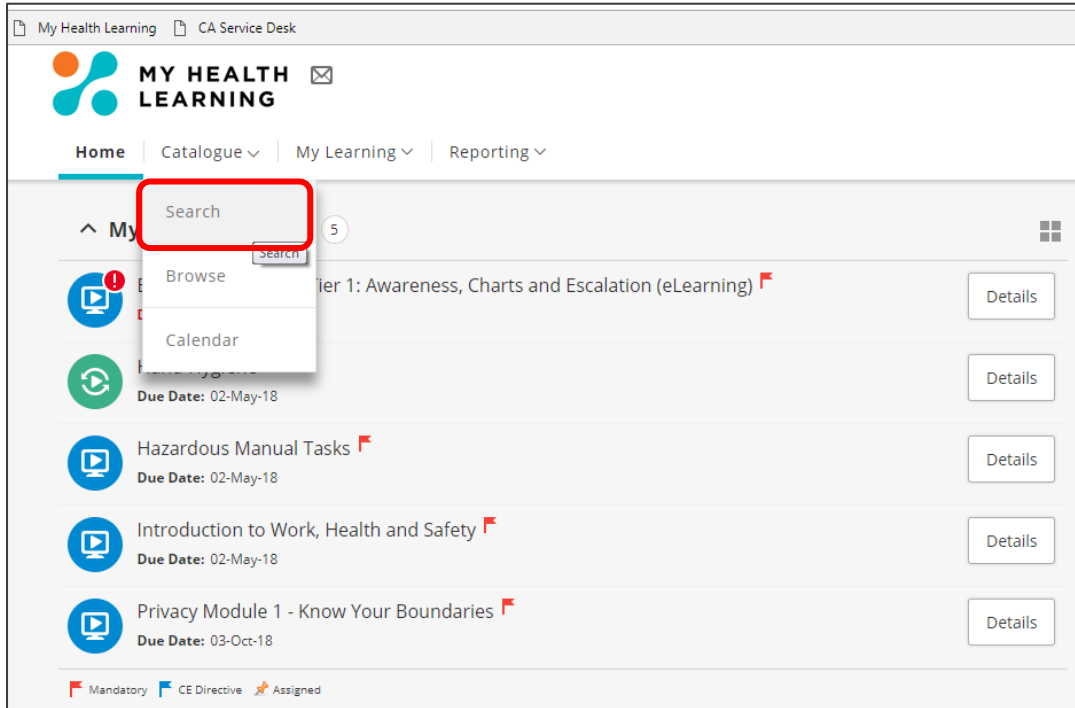


The screenshot shows the 'MY HEALTH LEARNING' dashboard. The main content area is titled 'My Online Learning' and contains a list of five modules, each with a 'Details' button and a 'Due Date':

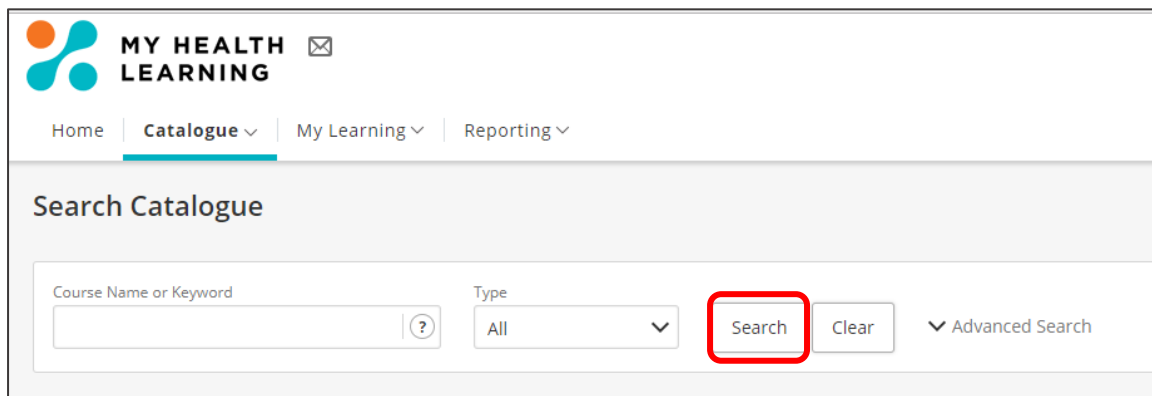
- Between the Flags - Tier 1: Awareness, Charts and Escalation (eLearning) **M**
Due Date: 04-Apr-18
- Hand Hygiene **M**
Due Date: 02-May-18
- Hazardous Manual Tasks **M**
Due Date: 02-May-18
- Introduction to Work, Health and Safety **M**
Due Date: 02-May-18
- Privacy Module 1 - Know Your Boundaries **M**
Due Date: 03-Oct-18

At the bottom left, there are icons for 'Mandatory', 'CE Directive', and 'Assigned'. On the right side, there are two widgets: 'Courses Due' showing a progress indicator (Done 0, Due 5) and a 'Calendar' showing the current date as 'today Apr 20' with a highlighted '4' on the 4th of the month.

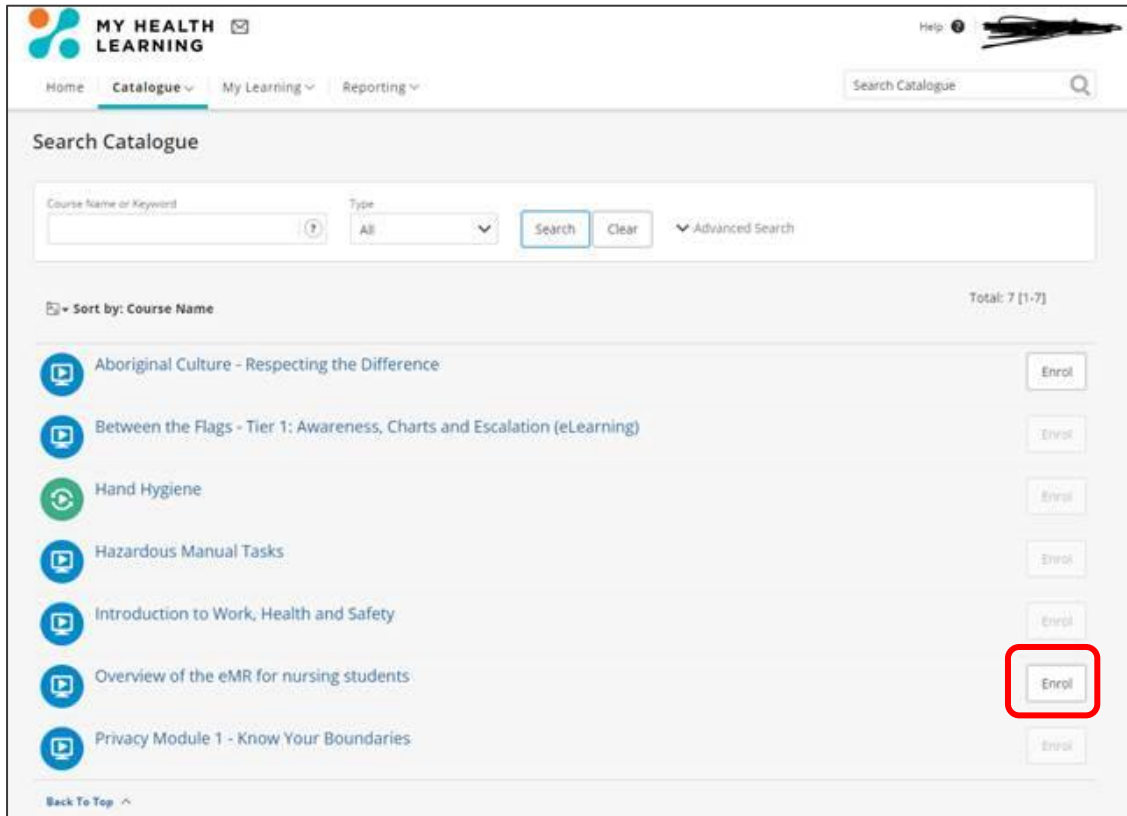
3. Select **Catalogue** on the menu and select **Search**.



4. On the search Catalogue page, you can either click the **Search** button to show all modules you have access to or type in '**Overview of the eMR for nursing and midwifery students**'.



5. Once the modules have been displayed, click **Enrol**.



MY HEALTH LEARNING

Home Catalogue My Learning Reporting

Search Catalogue

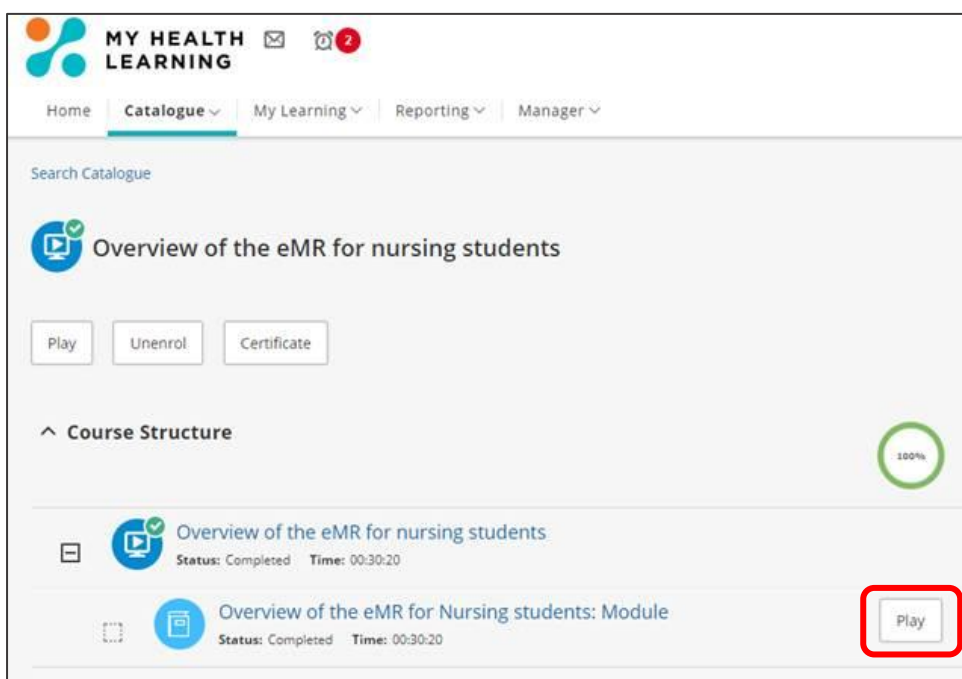
Course Name or Keyword Type All Search Clear Advanced Search

Sort by: Course Name Total: 7 [1-7]

- Aboriginal Culture - Respecting the Difference Enrol
- Between the Flags - Tier 1: Awareness, Charts and Escalation (eLearning) Enrol
- Hand Hygiene Enrol
- Hazardous Manual Tasks Enrol
- Introduction to Work, Health and Safety Enrol
- Overview of the eMR for nursing students Enrol
- Privacy Module 1 - Know Your Boundaries Enrol

Back To Top

6. Once you've enrolled in the module, select the **Play** button.



MY HEALTH LEARNING

Home Catalogue My Learning Reporting Manager

Search Catalogue

Overview of the eMR for nursing students

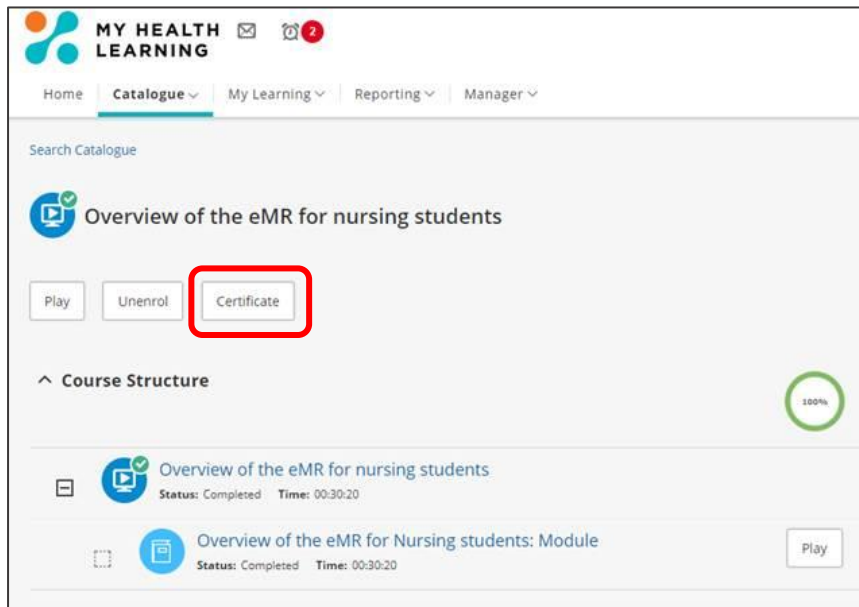
Play Unenrol Certificate

Course Structure 100%

- Overview of the eMR for nursing students Status: Completed Time: 00:30:20
- Overview of the eMR for Nursing students: Module Status: Completed Time: 00:30:20 Play

How to print your certificate

1. On the module screen, select the **Certificate** button and the certificate will pop-up on screen.



The certificate will look like this. You can then print it or email it to yourself.

