



**TheLearningCentre**  
UNLOCK YOUR POTENTIAL

## Essential Tips for taking Exams





# How are you feeling about SP1, EXAMS?

Check in, share in the chat window or unmute your mic  
to add a comment.



# Exam Timetable



01

Exam periods and release dates

02

Exam start times and duration

03

Online Exam Types, 2020

<https://www.jcu.edu.au/students/exams-and-results/exam-timetables>

# Exam Types

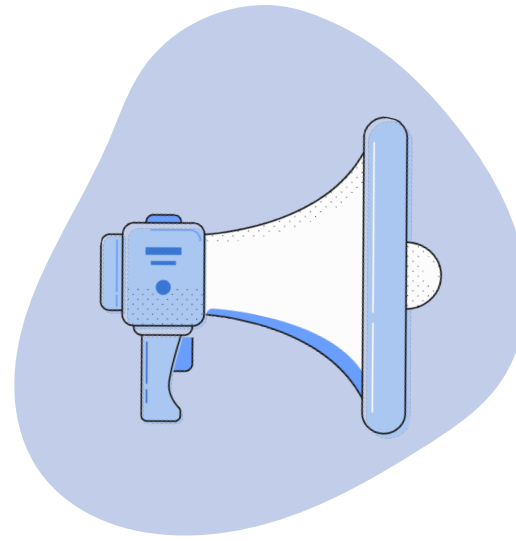
1. Familiarise yourself with the type of exam/s you have




# Online Exam Types, 2020



upload hand written  
work




Set time/date  
window through  
Learnjcu



Exam requiring  
browser lockdown

# Preparing for Online Exams at Home

- 4 weeks out...
- 3 weeks out...
- 2 weeks out...
- 1 week out...



# 4 weeks out

Inform your  
household


Create an Exam  
Schedule

Set up your  
space

Open Book  
Exams

Make a subject  
review  
timetable

Recall weekly topics  
& identify, sort,  
store information



# 3 weeks out

Make necessary  
arrangements/care/  
work

Use stored  
information to check  
understanding

Begin studying  
in chunks

Dedicate one day  
per subject for study

Study in the same  
place you intend on  
sitting the exam

Remind your  
household, put your  
exam timetable on  
the fridge





# 2 weeks out

Plan with  
household for  
quiet time

Create an Exam  
Schedule

Set up your  
space

Make sure you  
know the exam  
rules

Check your device  
by completing  
practice exams

Reset exercise,  
nutrition, sleep plan



# 1 week out

Set yourself  
specific questions  
to answer

Begin quizzing  
yourself

Prepare meals  
in advance

Work with an online  
study buddy to test  
yourself

Turn off  
notifications &  
social media

Avoid deliveries/let  
your friends and family  
know you are  
unavailable



# Study Smart: A Layered Approach

- Combine weekly materials lecture notes, readings, glossary, your notes
- Extract key points from each week
- Create a concept map/colour code
- Practice responding to questions



# Exam Questions

Multiple Choice  
Questions

Short Answer  
Response

Essay  
Questions

Open Book  
Exams

Practicals

Seen or open  
question  
exams



# Short Answer Response Question




1

Define the key term  
according to your  
context



2

Provide an example to  
support  
explanation/definition



3

State why this is  
important to the  
topic area/  
profession/discipline


# Technology & Top Exam FAQ's

**If you experience any difficulties  
in your exam...**

**First point of contact: College email**

**Second point of contact: call  
1800246446 for assistance**

# Create your own online exam checklist



Now



Weeks 4,3,2,1



Exam Day

# Stay Connected

## Exam Resources:

<https://www.jcu.edu.au/students/learning-centre/exams>

## The Learnign Centre website

<https://www.jcu.edu.au/students/learning-centre>

Email: [learning@jcu.edu.au](mailto:learning@jcu.edu.au)



JCU Learning Centre