

JANUARY

Mon	Tues	Wed	Thu	Fri	Sat	Sun
				1	2	3
4	5	6	7	8	9	10
11	12	13	14	15	16	17
18	19	20	21	22	23	24
25	26	27	28	29	30	31

MARCH

Mon	Tues	Wed	Thu	Fri	Sat	Sun
1	2	3	4	5	6	7
8	9	10	11	12	13	14
15	16	17	18	19	20	21
22	23	24	25	26	27	28
29	30	31				

MAY

Mon	Tues	Wed	Thu	Fri	Sat	Sun
					1	2
3	4	5	6	7	8	9
10	11	12	13	14	15	16
17	18	19	20	21	22	23
24	25	26	27	28	29	30
31						

FEBRUARY

Mon	Tues	Wed	Thu	Fri	Sat	Sun
1	2	3	4	5	6	7
8	9	10	11	12	13	14
15	16	17	18	19	20	21
22	23	24	25	26	27	28

APRIL

Mon	Tues	Wed	Thu	Fri	Sat	Sun
			1	2	3	4
5	6	7	8	9	10	11
12	13	14	15	16	17	18
19	20	21	22	23	24	25
26	27	28	29	30		

JUNE

Mon	Tues	Wed	Thu	Fri	Sat	Sun
	1	2	3	4	5	6
7	8	9	10	11	12	13
14	15	16	17	18	19	20
21	22	23	24	25	26	27
28	29	30				

IMPORTANT DATES RP1

JANUARY

- FRI 1 Research Period 1 begins
- FRI 1 Public Holiday - New Year's Day
- MON 25 Public Holiday - Australia Day

MARCH

- MON 15 Payment due date
- THU 25 Census Date

APRIL

- FRI 2 Public Holiday - Good Friday
- MON 5 Public Holiday - Easter Monday
- MON 26 Public Holiday - Anzac Day

MAY

- MON 3 Public Holiday - Labour Day

JUNE

- FRI 30 Research Period 1 Ends

Frequently Asked Questions

[What resources and support are available to Higher Degree by Research students?](#)

[What is the difference between Payment Due Date and Census date?](#)

[How do I pay my Subject Fees?](#)



JULY

Mon	Tues	Wed	Thu	Fri	Sat	Sun
			1	2	3	4
5	6	7	8	9	10	11
12	13	14	15	16	17	18
19	20	21	22	23	24	25
26	27	28	29	30	31	

AUGUST

Mon	Tues	Wed	Thu	Fri	Sat	Sun
						1
2	3	4	5	6	7	8
9	10	11	12	13	14	15
16	17	18	19	20	21	22
23	24	25	26	27	28	29
30	31					

SEPTEMBER

Mon	Tues	Wed	Thu	Fri	Sat	Sun
		1	2	3	4	5
6	7	8	9	10	11	12
13	14	15	16	17	18	19
20	21	22	23	24	25	26
27	28	29	30			

OCTOBER

Mon	Tues	Wed	Thu	Fri	Sat	Sun
				1	2	3
4	5	6	7	8	9	10
11	12	13	14	15	16	17
18	19	20	21	22	23	24
25	26	27	28	29	30	31

NOVEMBER

Mon	Tues	Wed	Thu	Fri	Sat	Sun
1	2	3	4	5	6	7
8	9	10	11	12	13	14
15	16	17	18	19	20	21
22	23	24	25	26	27	28
29	30					

DECEMBER

Mon	Tues	Wed	Thu	Fri	Sat	Sun
		1	2	3	4	5
6	7	8	9	10	11	12
13	14	15	16	17	18	19
20	21	22	23	24	25	26
27	28	29	30	31		

IMPORTANT DATES SP2

JULY

THU 1 Research Period 2 begins

AUGUST

MON 16 Payment due date

THU 26 Census date

OCTOBER

MON 4 Public Holiday - Queen's Birthday

DECEMBER

SAT 25 - TUE 28 Christmas Break

FRI 31 Research Period 2 ends

Frequently Asked Questions

[What resources and support are available to Higher Degree by Research students?](#)

[What is the difference between Payment Due Date and Census date?](#)

[How do I pay my Subject Fees?](#)

Academic Calendar

JANUARY

Mon	Tues	Wed	Thu	Fri	Sat	Sun
				1	2	3
4	5	6	7	8	9	10
11	12	13	14	15	16	17
18	19	20	21	22	23	24
25	26	27	28	29	30	31

FEBRUARY

Mon	Tues	Wed	Thu	Fri	Sat	Sun
1	2	3	4	5	6	7
8	9	10	11	12	13	14
15	16	17	18	19	20	21
22	23	24	25	26	27	28

MARCH

Mon	Tues	Wed	Thu	Fri	Sat	Sun
1	2	3	4	5	6	7
8	9	10	11	12	13	14
15	16	17	18	19	20	21
22	23	24	25	26	27	28
29	30	31				

APRIL

Mon	Tues	Wed	Thu	Fri	Sat	Sun
			1	2	3	4
5	6	7	8	9	10	11
12	13	14	15	16	17	18
19	20	21	22	23	24	25
26	27	28	29	30		

MAY








Mon	Tues	Wed	Thu	Fri	Sat	Sun
					1	2
3	4	5	6	7	8	9
10	11	12	13	14	15	16
17	18	19	20	21	22	23
24	25	26	27	28	29	30
31						

JUNE

Mon	Tues	Wed	Thu	Fri	Sat	Sun
	1	2	3	4	5	6
7	8	9	10	11	12	13
14	15	16	17	18	19	20
21	22	23	24	25	26	27
28	29	30				

JULY

Mon	Tues	Wed	Thu	Fri	Sat	Sun
			1	2	3	4
5	6	7	8	9	10	11
12	13	14	15	16	17	18
19	20	21	22	23	24	25
26	27	28	29	30	31	

 Teaching	 Payment due date	 Last withdrawal without fail
 Census date	 Public Holiday	 Last withdrawal in eStudent
	 Results publication	

IMPORTANT DATES RTP1

JANUARY

FRI 1	Public Holiday - New Year's Day
TUE 5	Research Training Period 1 begins
MON 25	Public Holiday - Australia Day

FEBRUARY

MON 15	Payment due date
THU 25	Census Date

APRIL

FRI 2	Last date to withdraw without academic penalty
FRI 2	Public Holiday - Good Friday
MON 5	Public Holiday - Easter Monday
MON 26	Public Holiday - Anzac Day

MAY

MON 3	Public Holiday - Labour Day
-------	-----------------------------

JUNE

FRI 18	Last withdrawal date in eStudent
--------	----------------------------------

JULY

FRI 2	Research Training Period 1 Ends
TUE 7	Results publication date

Academic Calendar

MARCH

Mon	Tues	Wed	Thu	Fri	Sat	Sun
1	2	3	4	5	6	7
8	9	10	11	12	13	14
15	16	17	18	19	20	21
22	23	24	25	26	27	28
29	30	31				

APRIL

Mon	Tues	Wed	Thu	Fri	Sat	Sun
			1	2	3	4
5	6	7	8	9	10	11
12	13	14	15	16	17	18
19	20	21	22	23	24	25
26	27	28	29	30		

MAY

Mon	Tues	Wed	Thu	Fri	Sat	Sun
					1	2
3	4	5	6	7	8	9
10	11	12	13	14	15	16
17	18	19	20	21	22	23
24	25	26	27	28	29	30
31						

JUNE

Mon	Tues	Wed	Thu	Fri	Sat	Sun
	1	2	3	4	5	6
7	8	9	10	11	12	13
14	15	16	17	18	19	20
21	22	23	24	25	26	27
28	29	30				

JULY

Mon	Tues	Wed	Thu	Fri	Sat	Sun
			1	2	3	4
5	6	7	8	9	10	11
12	13	14	15	16	17	18
19	20	21	22	23	24	25
26	27	28	29	30	31	

AUGUST

Mon	Tues	Wed	Thu	Fri	Sat	Sun
						1
2	3	4	5	6	7	8
9	10	11	12	13	14	15
16	17	18	19	20	21	22
23	24	25	26	27	28	29
30	31					

SEPTEMBER

Mon	Tues	Wed	Thu	Fri	Sat	Sun
		1	2	3	4	5
6	7	8	9	10	11	12
13	14	15	16	17	18	19
20	21	22	23	24	25	26
27	28	29	30			

OCTOBER

Mon	Tues	Wed	Thu	Fri	Sat	Sun
				1	2	3
4	5	6	7	8	9	10
11	12	13	14	15	16	17
18	19	20	21	22	23	24
25	26	27	28	29	30	31

- Teaching
- Payment due date
- Census date
- Last withdrawal without fail
- Last withdrawal in eStudent
- Results publication
- Public Holiday

IMPORTANT DATES RTP2

MARCH

TUE 30 Research Training Period 2 begins

MAY

MON 3 Public Holiday - Labour Day

MON 10 Payment due date

THU 20 Census date

JUNE

FRI 25 Last date to withdraw without academic penalty

SEPTEMBER

FRI 10 Last withdrawal date in eStudent

FRI 24 Research Training Period 2 Ends

OCTOBER

MON 4 Public Holiday - Queen's Birthday

TUE 12 Results publication date

Academic Calendar

JUNE

Mon	Tues	Wed	Thu	Fri	Sat	Sun
	1	2	3	4	5	6
7	8	9	10	11	12	13
14	15	16	17	18	19	20
21	22	23	24	25	26	27
28	29	30				

JULY

Mon	Tues	Wed	Thu	Fri	Sat	Sun
			1	2	3	4
5	6	7	8	9	10	11
12	13	14	15	16	17	18
19	20	21	22	23	24	25
26	27	28	29	30	31	

AUGUST

Mon	Tues	Wed	Thu	Fri	Sat	Sun
						1
2	3	4	5	6	7	8
9	10	11	12	13	14	15
16	17	18	19	20	21	22
23	24	25	26	27	28	29
30	31					

SEPTEMBER

Mon	Tues	Wed	Thu	Fri	Sat	Sun
		1	2	3	4	5
6	7	8	9	10	11	12
13	14	15	16	17	18	19
20	21	22	23	24	25	26
27	28	29	30			

OCTOBER

Mon	Tues	Wed	Thu	Fri	Sat	Sun
				1	2	3
4	5	6	7	8	9	10
11	12	13	14	15	16	17
18	19	20	21	22	23	24
25	26	27	28	29	30	31

NOVEMBER

Mon	Tues	Wed	Thu	Fri	Sat	Sun
1	2	3	4	5	6	7
8	9	10	11	12	13	14
15	16	17	18	19	20	21
22	23	24	25	26	27	28
29	30					

DECEMBER

Mon	Tues	Wed	Thu	Fri	Sat	Sun
		1	2	3	4	5
6	7	8	9	10	11	12
13	14	15	16	17	18	19
20	21	22	23	24	25	26
27	28	29	30	31		

JANUARY

Mon	Tues	Wed	Thu	Fri	Sat	Sun
					1	2
3	4	5	6	7	8	9
10	11	12	13	14	15	16
17	18	19	20	21	22	23
24	25	26	27	28	29	30
31						

- Teaching
- Payment due date
- Census date
- Last withdrawal without fail
- Last withdrawal in eStudent
- Results publication
- Public Holiday

IMPORTANT DATES RTP3

JUNE

TUE 29 Research Training Period 3 begins

AUGUST

MON 9 Payment due date

THU 19 Census date

SEPTEMBER

FRI 24 Last date to withdraw without academic penalty

DECEMBER

FRI 10 Last withdrawal date in eStudent

FRI 24 Research Training Period 3 Ends

SAT 25 - TUE 28 Christmas Break

JANUARY

MON 4 Public Holiday - New Year's Day

TUE 11 Results publication date

WED 26 Public Holiday - Australia Day

Academic Calendar

SEPTEMBER

Mon	Tues	Wed	Thu	Fri	Sat	Sun
		1	2	3	4	5
6	7	8	9	10	11	12
13	14	15	16	17	18	19
20	21	22	23	24	25	26
27	28	29	30			

OCTOBER

Mon	Tues	Wed	Thu	Fri	Sat	Sun
				1	2	3
4	5	6	7	8	9	10
11	12	13	14	15	16	17
18	19	20	21	22	23	24
25	26	27	28	29	30	31

NOVEMBER

Mon	Tues	Wed	Thu	Fri	Sat	Sun
1	2	3	4	5	6	7
8	9	10	11	12	13	14
15	16	17	18	19	20	21
22	23	24	25	26	27	28
29	30					

DECEMBER

Mon	Tues	Wed	Thu	Fri	Sat	Sun
		1	2	3	4	5
6	7	8	9	10	11	12
13	14	15	16	17	18	19
20	21	22	23	24	25	26
27	28	29	30	31		

JANUARY

Mon	Tues	Wed	Thu	Fri	Sat	Sun
					1	2
3	4	5	6	7	8	9
10	11	12	13	14	15	16
17	18	19	20	21	22	23
24	25	26	27	28	29	30
31						

FEBRUARY

Mon	Tues	Wed	Thu	Fri	Sat	Sun
	1	2	3	4	5	6
7	8	9	10	11	12	13
14	15	16	17	18	19	20
21	22	23	24	25	26	27
28						

MARCH

Mon	Tues	Wed	Thu	Fri	Sat	Sun
	1	2	3	4	5	6
7	8	9	10	11	12	13
14	15	16	17	18	19	20
21	22	23	24	25	26	27
28	29	30	31			

APRIL

Mon	Tues	Wed	Thu	Fri	Sat	Sun
		2	3	1	2	3
4	5	6	7	8	9	10
11	12	13	14	15	16	17
18	19	20	21	22	23	24
25	26	27	28	29	30	

- Teaching
- Payment due date
- Census date
- Last withdrawal without fail
- Last withdrawal in eStudent
- Results publication
- Public Holiday

IMPORTANT DATES RTP4

SEPTEMBER

TUE 28 Research Training Period 4 begins

NOVEMBER

MON 8 Payment due date

THU 18 Census date

DECEMBER

FRI 24 Last date to withdraw without academic penalty

SAT 25 - TUE 28 Christmas Break

MARCH

FRI 11 Last withdrawal date in eStudent

FRI 25 Research Training Period 4 ends

APRIL

TUE 12 Results publication date

FRI 15 Public Holiday - Good Friday

MON 18 Public Holiday - Easter Monday